



INVESTMENT OUTLOOK | 2023

Some light for investors after the storm

Confidence
must be earned

Amundi
ASSET MANAGEMENT

2023 KEY CONVICTIONS FROM CIOs

1. The Russia-Ukraine conflict is acting as an accelerator towards a regime shift, featuring higher inflation, geopolitical uncertainty and a tug of war between monetary and fiscal policy, in a world already flooded by debt. Expect economic divergences to intensify.
2. The energy crisis will be the main economic driver in Europe, which will barely escape a recession. Fiscal measures may mitigate this, but the moment of truth will be in Q4 2023, when gas inventories need to be restored. Gaining strategic energy independence and signing new commercial ties will be key in a transformative year.
3. China's economy could unveil positive surprises in 2023, depending on the outcome of the two main challenges: housing market and Covid-19 policy. On the former, we see a rebound thanks to looser policy, on the latter a gradual relaxation of restrictions. Geopolitical pressure and an intensifying US-China confrontation are key risks.
4. Central banks (CB) will do *whatever it takes* to fight inflation and avoid a 1970s-style crisis. The tightening cycle has further to go, although at a slower pace than in 2022. Financial markets may have integrated the bulk of the future hikes, but the level of the Federal Reserve's (Fed) terminal rate will be critical: if close to 6%, a US recession will be in the cards and it could be more severe than what is expected today.
5. After the great repricing, market valuations are becoming more appealing; this is the glass half full. While economic conditions continue to deteriorate and volatility remains elevated, markets will start pricing a Fed pivot between Q1 and Q2. Follow the sequence: start with a cautious positioning, as the earnings outlook is weak, but prepare for entry points with a gradual approach.
6. 'Bonds are back' remains an investor theme entering 2023, with a focus on high-quality credit, an active duration stance, and currency management in a world of diverging policies. Pay attention to liquidity risk and corporate leverage.
7. Equities, in our view, will offer entry points during the year. Start cautiously, favour US stocks and the quality/value/high dividend tilt, but be ready to add Europe and China stocks, and also cyclical and deep-value ones to play the rebound.
8. Emerging markets (EM) divergences will intensify in 2023. Selection will remain crucial. Look at countries where the inflation and monetary outlooks appear more benign and expect the Fed pivot to support EM equities.
9. Long-term ESG themes were reinforced by the Covid-19 crisis and the Ukraine war. Investors should play the energy transition and food security themes, accelerate the net-zero path, and look for companies that can improve their ESG profile, notably thanks to active engagement.
10. The 60-40 allocation revival is in sight, as looming recession risks will mean the government bond diversification engine will work again. Persistent inflation will call for greater allocation towards real assets and to sectors more resilient to the different inflation sources.



Vincent MORTIER
Group Chief
Investment Officer

"2023 will be a two-speed year, with plenty of risks to watch out for. Bonds are back, market valuations are getting more attractive, and a Fed pivot in the first part of the year could trigger interesting entry points."



Matteo GERMANO
Deputy Group Chief
Investment Officer

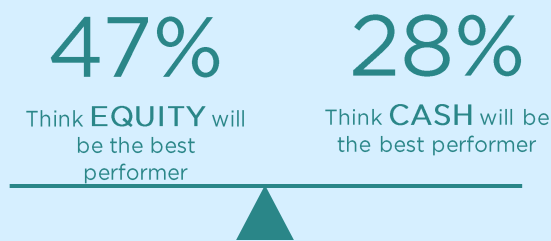
INDEX

2023 key convictions from CIOs	2	Inflation in portfolio construction	13
CONVICTIONS	3	ASSET CLASS VIEWS	14
2023 global outlook faces steep challenges	4-5	DM equity and fixed income	15
Infographic: Themes to shape the 2023 main scenario; investing in 2023	6-7	Emerging markets	16
HOT DEBATES	8	Infographic: ESG themes for 2023	17
Geopolitics in focus	9	DM and EM Currencies	18
Monetary and fiscal policy mix	10	Commodities and Hedge Funds	19
Central banks in focus	11	Private markets	20
China's economic challenges	12	ECONOMIC AND CENTRAL BANK FORECASTS	21-22

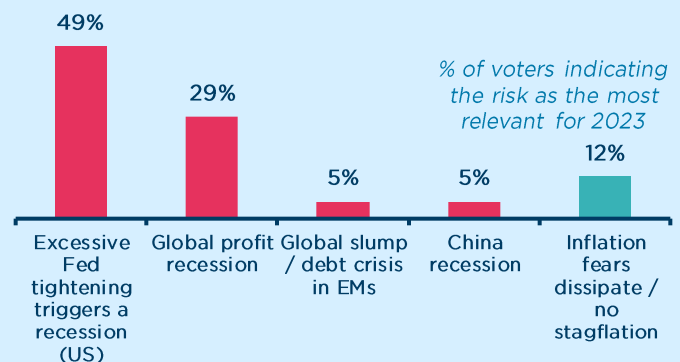
CONVICTIONS

At end-September 2022, we gathered in Paris to explore key client themes and to share portfolio allocation ideas for 2023. This year's Amundi Investment Outlook brings together the hot debates and key investment convictions discussed at the inaugural Amundi Institute and Investment Division seminar

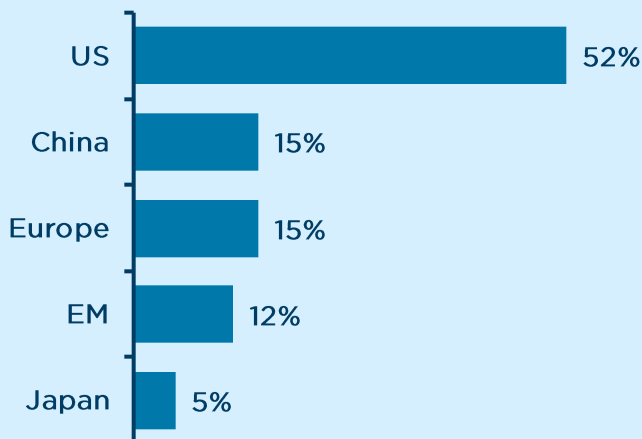
Asset class preference calls for a barbell approach in 2023



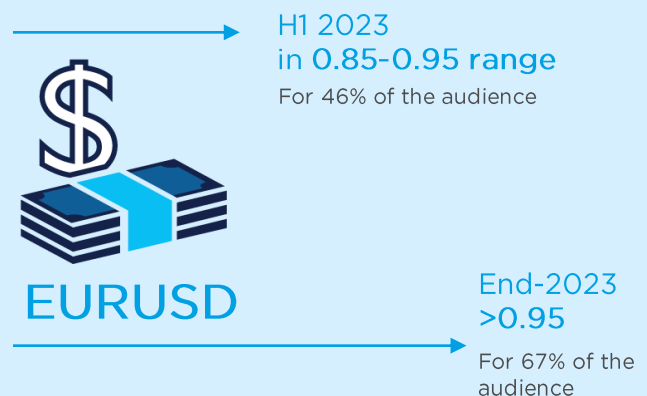
Prevailing downside risks: risk of excessive Fed tightening seen as top risk for 2023



In equities, United States is the top audience preference; China will likely come back in 2023



Dollar is set to remain strong at least for the first half of the year, but possibly weaker later in 2023



Data refers to polls taken at the Amundi Institute and Investment Seminar on a sample of 50 senior portfolio managers and research specialists. Data is as of 23 September 2022.

2023 GLOBAL OUTLOOK FACES STEEP CHALLENGES

Shallow recession in sight amid sticky inflation and global divergences

We expect global growth to slow significantly, with several countries across both developed markets (DM) and EM suffering stagnation, while others may face a slowdown at best. Global growth should land at around 2.2% in 2023, down from 3.4% in 2022, with DM expected to slow to 0.3% from 2.6%, while EM growth should slow to 3.5% from 4.0%. While both aggregates should decelerate, the EM-DM growth gap should favour the former. While the slowdown partly results from the increasingly coordinated withdrawal of policy accommodation, regional or country-specific factors are driving mixed trends. The depth and persistence of the stagflationary environment will depend on how the ideological, political, economic and technological transitions are addressed.

The main driver of European growth dynamics remains the energy shock, compounded by unresolved post-Covid-19 supply-side inflationary pressures and resulting in double-digit inflation. **This is generating a cost-of-living crisis, which we expect to drag Europe into recession this winter**, followed by a slow recovery. Notwithstanding the recession, inflation should remain significantly above target up to end-2023. Exogenously, the outlook depends on energy prices, gas supply and storage issues, which may return in mid-2023, while the key endogenous risk is for policy mistakes, both on the monetary and fiscal front. On the other side of the Atlantic, the Fed embarked on an aggressive tightening cycle, which should push growth severely below potential in H2 2023, in order to rein in domestic inflationary pressures stemming from a tight labour market and strong domestic demand. **US recession risks for H2 2023** have increased due to the accelerating tightening path which should not slow in the near term. We expect consumption and residential investment to slow, but be partly offset by lower imports. **Inflation should remain significantly above target at end-2023**, despite rents cooling down and high inventory levels. The avoidance of a credit event and preservation of financial stability are key to these projections.

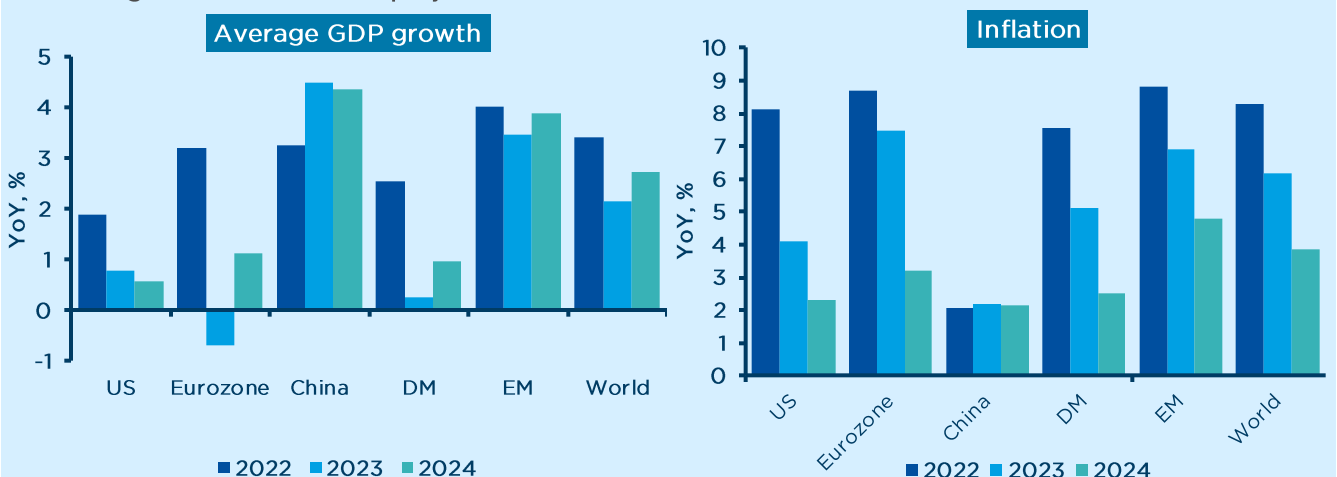
The low growth-high inflation backdrop should spread evenly across the EM universe with a few exceptions, the most relevant being China. **While we cut China's 2023 growth from 5.2% to 4.5%, it remains on an upward trend when compared to 2022's anaemic growth at 3.2%.** Housing market stabilisation and China's gradual reopening are key assumptions. Indeed, the global slowdown and the impact of early and bold monetary tightening would be a drag on EM growth. Favourable 2022 nominal growth conditions should revert in 2023, making fiscal support less affordable for many countries due to the debt trajectory becoming less sustainable. While moderating inflation should allow a shift in monetary policy stance, global financial conditions would warrant caution in EM CB easing. On this new monetary policy path, there are countries with persistent and convincing deflationary trends (e.g., Brazil) or countries where recession is close and deep, such as CEE or relatively small Latam countries.



Monica DEFEND,
Head of Amundi Institute

“Regime shifts underpin a new global order.”

Amundi growth and inflation projections



Source: Amundi Institute. Data and forecasts are as of 3 November 2022.

Start defensive in asset allocation, but stand ready to adjust throughout the year

The economic backdrop should translate into a continuation of the current *Correction* phase in financial markets during the first half of 2023, featuring a profit recession and high inflation. This is the most likely scenario according to the Amundi Institute's Advanced Investment Phazer (AIP).

The first factor contributing to this outcome is the macroeconomic outlook. Growth should decelerate across DM, spanning from sub-par levels in the United States up to recessions in the Eurozone and the United Kingdom. The exceptional spike in global inflation experienced over the past 18 months should persist into 2023 – albeit at a slowing pace – should take a toll on consumer spending and sentiment. At the same time, it should keep central banks in tightening mode in their effort to ease price pressures via cooler demand and prevent any unwanted loosening of financial conditions.

The second factor shaping the 2023 business cycle stems directly from the first one: a profit recession is on the cards for Q1 and Q2, with US EPS forecast to contract by -10% and -15%, respectively, on a twelve-month trailing basis. Earnings will be challenged by top-line deceleration caused by dollar strength and weaker nominal GDP growth. Margins will also be under pressure due to increased costs across the entire spectrum: production, capital and labour.

The resulting asset allocation for a *Correction* phase favours a defensive approach, with gold and IG credit among the preferred asset classes. The hawkish Fed narrative feeding through 2023 – and likely to persist up to Q1 – will add upside risk to government bond yields in H1, as a result of no clear Fed pivot yet and sticky inflation pressure. This will call for an active duration stance in government bonds which are the favoured component in a 'typical' correction phase.

The aforementioned headwinds should abate somewhat in

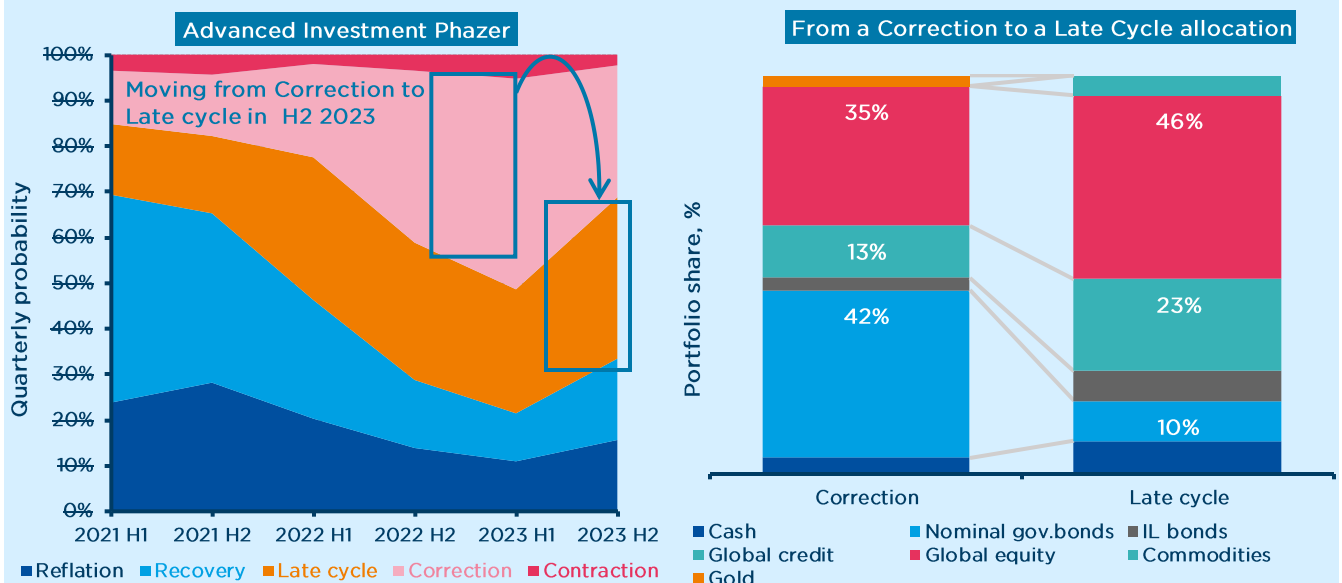
the second half of 2023, favouring an improvement in the business cycle and a switch from *Correction* to *Late Cycle* according to AIP. Another of Amundi Institute's proprietary models (Inflation Phazer) indeed signals a transition from the *Hyperinflationary* regime which prevailed in 2022 – and possibly also in Q1 2023 – to a more benign *Inflationary* regime, which has historically featured price pressures in the 3-6% range. Although still above target, moderating price pressures should mitigate the burden of the rising cost of living on consumers, allowing an economic recovery from the first-half lows and prompting the Fed to halt interest rates hikes.

One of the most crucial implications of the above scenario is the dollar, which we expect to depreciate by 4.7% on a trade-weighted basis in 2023. This should have positive spillover on EPS revisions amid a less challenging macroeconomic environment for profits, which should recover from H1 lows. **From an asset allocation standpoint, with the next move for on-hold monetary policy expected to be a cut yield curves should bull steepen and conditions be supportive for risky assets, with a tilt towards DM equity and high-quality credit.**

When turning to the most relevant risks threatening the business cycle in 2023, the realised inflation pattern will be at the forefront. If inflation fails to normalise to sustainable levels, the macroeconomic scenario will turn into a more severe stagflation, with the Fed forced to keep hiking despite the recession. Under such a scenario, risky assets would face losses, amid severe market turmoil and liquidity stress. Monetary and fiscal policies will have to be mutually consistent, as recent the UK episode highlighted.

Alongside inflation, geopolitics will also remain crucial in shaping macroeconomic and financial trends over the next few quarters. As such, investors should focus on the evolution of the Russia-Ukraine war and the United States-China relationship.

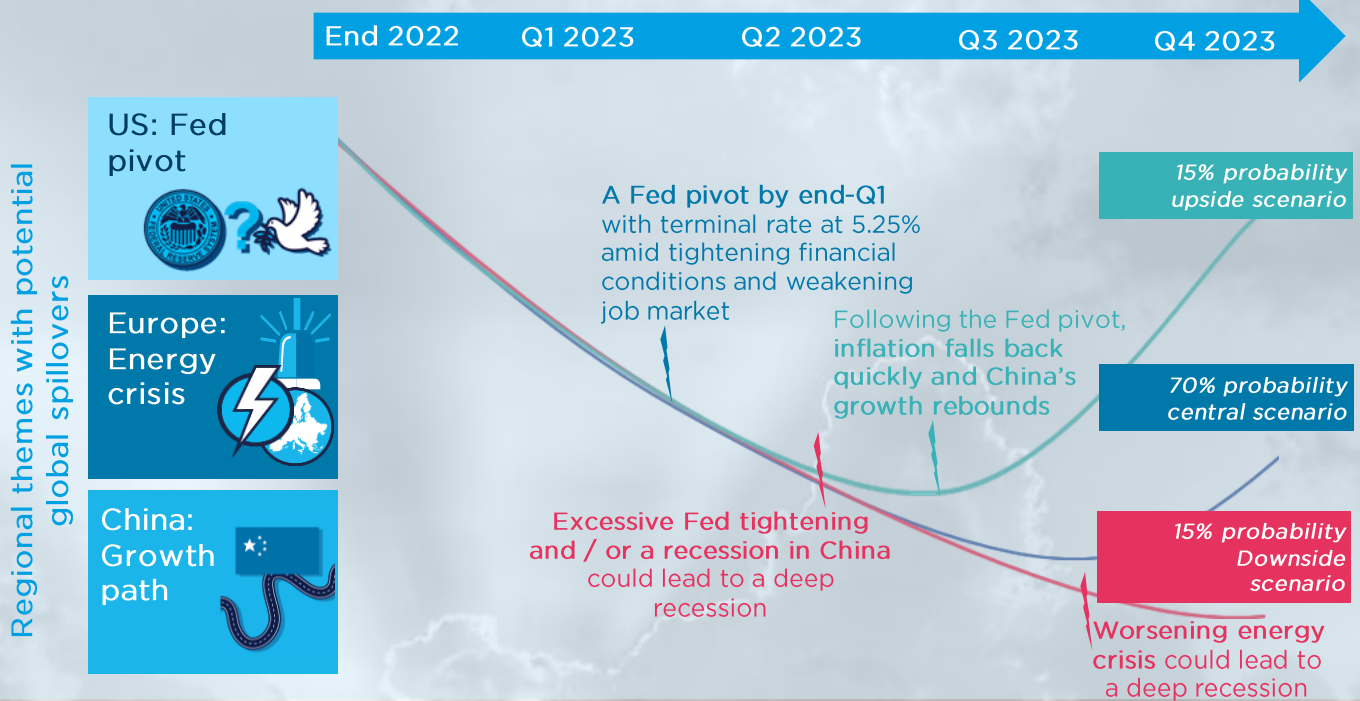
Cautious portfolio allocation early in 2023; increase risk later in the year



Source: Amundi Institute, Bloomberg. Data is as of 31 October 2022. For illustrative purposes only. Please refer to [Advanced Investment Phazer: a guide to dynamic asset allocation](#) for further information on Amundi's AIP.

THEMES TO SHAPE THE 2023 MAIN SCENARIO

Timing and shape of the global economic rebound



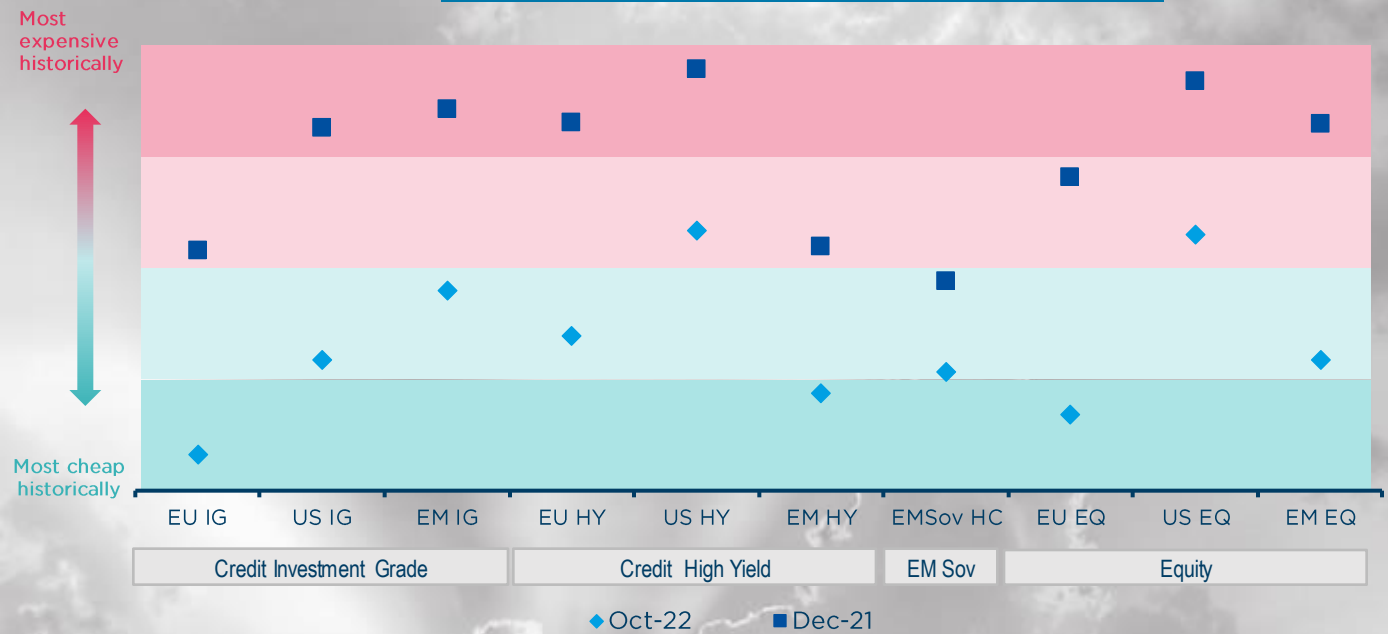
CENTRAL AND ALTERNATIVE SCENARIOS

15% DOWNSIDE SCENARIO Deep global slump	70% CENTRAL SCENARIO Stagflationary episode, with rising divergences and persistent inflation	15% UPSIDE SCENARIO Inflation falls back ending the stagflationary episode
<ul style="list-style-type: none"> Worsening / expanding Ukraine war. 	<ul style="list-style-type: none"> Stalemate in the Ukraine war. 	<ul style="list-style-type: none"> Ceasefire in Ukraine. Russia partially resumes gas exports to Europe.
<ul style="list-style-type: none"> De-anchored inflation expectations, CB over-react. 	<ul style="list-style-type: none"> Inconsistent fiscal and monetary policy. Fed ends tightening in Q1 2023, more dovish stance in Q4 2023; BoE: soft hiking cycle; ECB raises rates / activates TPI; PBoC easing. EU activates rescue plan to deal with energy crisis. 	<ul style="list-style-type: none"> Fiscal discipline gradually restored.
<ul style="list-style-type: none"> Global economic downturn (US, China, Europe) / renewed deflationary pressures, inflation out of control / de-anchored inflation expectations. Energy crisis back to acute in H2 2023. 	<ul style="list-style-type: none"> Softening energy crisis in H2 2023. Inflation: above CB target until 2024. Global nominal GDP growth trends higher with recession (EU), modest rebound (China), sub-par growth (US). Corporate profit recession to go on in H1 2023, followed by recovery. 	<ul style="list-style-type: none"> Inflation falls back quickly. Lower uncertainty, extra savings and renewed purchasing power fuel DM demand.
<ul style="list-style-type: none"> Global financial crisis, debt crisis with several EM defaults. Credit event. 	<ul style="list-style-type: none"> Global financial conditions to deteriorate amid continuation of the tightening cycle. Limited spread widening. 	<ul style="list-style-type: none"> Return of risk-on sentiment in the market
<ul style="list-style-type: none"> Climate transition measures postponed. Broad-based extreme climate conditions. 	<ul style="list-style-type: none"> Climate change adds to stagflationary trends. Climate risk hampers growth. 	<ul style="list-style-type: none"> Climate change policy and energy transition as top priorities

Source: Amundi Institute as of 28 October 2022. DM: developed markets. EM: emerging markets. CB: central banks. Fed: Federal Reserve. BoE: Bank of England. ECB: European Central Bank. PBoC: People's Bank of China. QT: quantitative tightening. TPI: Transmission Protection Instrument by the ECB.

INVESTING IN 2023: MORE APPEALING VALUATIONS

Valuation levels, historic percentiles since 1998



INVESTING IN 2023: FOLLOW THE SEQUENCE

End 2022 Q1 2023 Q2 2023 Q3 2023 Q4 2023

CENTRAL SCENARIO	Bonds are back	<ul style="list-style-type: none"> Government bonds; US IG credit; Cautious in HY credit and selective in EM HC bonds. 	<ul style="list-style-type: none"> Focus remains on high-quality credit; Add EM bonds. 	HY credit may start to offer selective opportunities.
	Equity seeks entry points	<ul style="list-style-type: none"> Caution overall; Play quality-value and high dividend; US equity vs. rest of the world. 	<ul style="list-style-type: none"> Add global equity; Look for some selective EM equities. 	Deep-value equity opportunities, cyclical, small caps and EM.
	60-40 reloaded	60-40 paradigm is back in a decelerating economic environment, with focus still on inflation.		
	ESG themes	Look for ESG improvers, accelerate on the net-zero path, play the energy transition and food security themes and, more broadly, climate change and socially-oriented strategies (agriculture, infrastructure, transportation, healthcare).		
ALTERNATIVE SCENARIOS	Downside scenario	<ul style="list-style-type: none"> Move to a very cautious stance in risky assets; Favour cash, gold, USD and US Treasuries as hedges; Play minimum-volatility strategies. 		
	Upside scenario	<ul style="list-style-type: none"> Increase risky asset exposure, favour cyclical and value; Favour inflation-linkers and play inflation diversification. 		

Source: Amundi Institute, Bloomberg, DataStream. Latest monthly data as of 14 November 2022. EU IG, US IG, EM IG, EU HY, US HY, EM HY are ICE BofA corporate bond indices. IG: investment grade. HY: high yield. EM Sov HC: is JP Morgan EMBI Global Diversified. EU EQ, US EQ, EM EQ are MSCI indices for equity markets. All indices refer to a specific region (EU: Europe, US: United States, EM: emerging markets). Analysis is based on spreads for bond indices and on twelve-month forward PE ratio for equity indices. Valuation are in historic percentile since 1998. Cheapest means is in the first quartile, Most expensive is in the fourth quartile.



HOT DEBATES

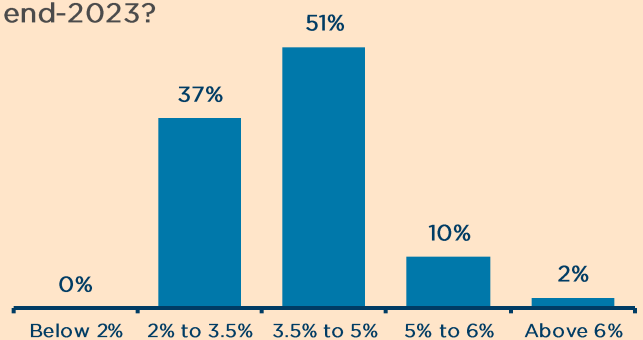
Geopolitical risks investors should watch for in 2023

N.1

Ukraine-Russia war evolution

Policy mix will drive the path for US Treasury yields in 2023

Where do you see ten-year Treasury yields at end-2023?



Key China themes to watch for in 2023

1 Zero-Covid-19 policy

2 Housing sector stabilisation and corporate exposure to housing

3 Country modernisation and reforms

Inflation to remain a hot topic in 2023

10%

Inflation >6%

52%

Inflation in the 4%-6% range

38%

Inflation <4%

Data refers to polls taken at the Amundi Institute and Investment seminar on a sample of 40 senior portfolio managers and research specialists. Data is as of 23 September 2022, forecast for end of 2023.

GEOPOLITICS IN FOCUS

A difficult year ahead, with bright spots along the way

2023 will be a difficult year for Europe, but it will also be transformative. How the war in Ukraine progresses will determine the depth of Europe's recession, fiscal and energy policy, the direction of domestic politics, as well as Europe's international relations. Conversely, the mood in the West will also shape the next phases of the war.

We identify six scenarios for how the war might evolve. **A ceasefire – most likely in H2 – leading to an end of hostilities is our base case at 35% likelihood. Nevertheless, risk is tilted to the downside, including a 25% likelihood for the war escalating into a direct military confrontation between Russia and the West in Ukraine.** This risk grows as Russia suffers more military defeats.

The trajectory of our base case (ceasefire in H2 2023) depends on various conditions: both Russia and Ukraine would need to see their military capabilities weaken. For Ukraine, it would be because Western support wanes, while for Russia it would be because it has exhausted its military toolbox and taken enough territory to claim 'victory'. Ukraine would lay down arms if offered sufficient security guarantees by the West, which the latter would be compelled to provide. These guarantees, coupled with Russia's military losses, could see an end to the war, not just a temporary ceasefire waiting to be broken once Russia rearms.

The energy crisis will pose severe challenges. Prices may remain high as supply is tight, but severe energy shortages are not our base-case scenario, as demand will be reduced to offset the lack of Russian gas flows and additional sources are likely to come online. **A more 'benign' energy outlook reduces policymakers' appetite for making difficult choices.** Without an acute crisis, Germany is unlikely to revisit its decision to shut the remaining nuclear reactors in April. The Netherlands, despite sitting on ample reserves in the Groningen gas field, will stick to its commitment to halt production there. Differing attitudes to 'saving' energy will reduce appetite for energy sharing between countries. **As a result, Europe is likely to face a deeper recession.**

We expect **a new EU-wide fiscal support package** to alleviate the economic fallout. However, rising interest rates and the recent UK market turmoil will make **fiscal support smaller and more targeted**, as governments return to fiscal conservatism. The consequence will be **more people suffering the economic impacts of the war.** This supports our base-case scenario of a ceasefire, as a shift in public opinion against the war will push politicians towards persuading Ukraine to negotiate.

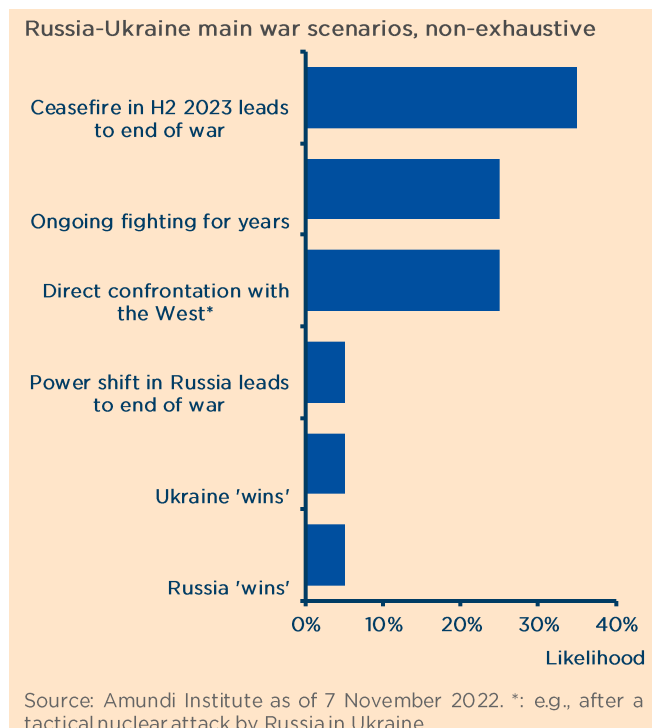
The war will also shape the EU's foreign policy. **The Democrats' uphill battle leading up to the 2024 election will remind EU leaders about the perils of relying too much on the United States.** Through 2023, **the Biden administration will be busy with domestic political battles**, as the Republicans will be a more disruptive force.

Coupled with a difficult economic environment, these pressures will undermine the United States' commitment to Ukraine, again feeding into our war base-case scenario.

The EU will resist being dragged into the United States' decoupling from China, as long as the Taiwan tensions do not lead to direct military confrontation. The economic impact of the Russia-Ukraine war reduces appetite to weaken ties with China. **The need to expand renewables will be acute in 2023 and China is a major producer of solar panels.**

However, concerns about over reliance on China (e.g., rare earth minerals) will see **the bloc forge new trade ties.** Trade deals with **Mexico and Chile** are likely and **Mercosur** is back on the agenda. An agreement with **Australia and New Zealand** is in the making. **EU-United Kingdom relations** may improve, while a likely trade deal between India and the United Kingdom will alleviate some Brexit pains. Intra-EU relations will benefit from elections in Poland, which are likely to usher in a pro-EU government, which would unfreeze billions of EU funds.

It is in times of crises that the EU grows more powerful. The pandemic and the war have seen the bloc take **unprecedented decisions on joint debt, sanctions, defence and energy.** There has also been progress towards achieving the EU's green goals despite, and because, of the war: **2023 should see more of the same.**



Anna Rosenberg
Head of Geopolitics, Amundi Institute

MONETARY AND FISCAL POLICY MIX

Too early for a European energy crisis plan; there will be pain before action

With low or negative growth and high inflation, **the Eurozone is experiencing a stagflationary episode that is challenging economic policy**. Rising prices are no longer limited to energy and wages are expected to offset the loss of purchasing power, at least partially. The ECB intends to further normalise its monetary policy as its credibility is at stake. It is up to the ECB to anchor inflation expectations, as the recession may not be sufficient to bring inflation back to target.

For their part, governments are actively using fiscal policy to limit the recessionary impact of the energy crisis. The rise in energy prices has led them to implement a battery of measures to protect households and businesses, such as reduction of energy tax or VAT, regulation of retail and wholesale prices, transfers to vulnerable groups and taxes on windfall profits. Since the beginning of the year, over €500bn of measures have been announced in the Eurozone, accounting for some 4% of GDP).

The resulting policy mix is ineffective in two ways. Firstly, **fiscal measures have not been the subject of any consultation among EU governments.** The €200bn German programme (worth 5.5% of GDP) was not well received by other EU members, particularly by countries that do not have the same budgetary means to cope with the energy crisis. In the end, the funds allocated so far this year account for less than 1.0% of GDP (Belgium, Finland, Estonia, Slovenia, and Ireland), 2.3% in France, 3.5% in Italy, and 8% in Germany. If EU governments go down this road, the result will be increased economic and financial fragmentation, a harmful consequence for all Eurozone countries. **Secondly, because fiscal and monetary policies work in opposite directions.** Fiscal measures will have an inflationary impact, leading the ECB to normalise its monetary policy further. As a result, financial conditions are tightening at a time when governments need to take on more debt.

The recent UK crisis has sent a warning signal to governments. They no longer have the same room for manoeuvre, particularly when CB intend to tighten policy at the same time. Without the quantitative easing (QE) umbrella, risk premiums on sovereign debt would rise in line with public debts and peripheral countries are no longer the only ones concerned.

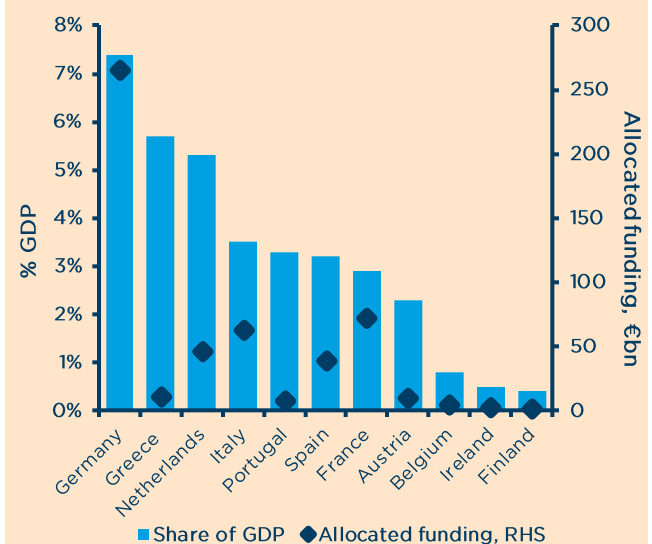
What next

In our central scenario of a lasting energy crisis, there are two different scenarios on fiscal policy: either EU governments continue to act in an uncoordinated way, or they set up a European fund (common debt) dedicated to the energy crisis. The second scenario is the most likely, for at least two reasons. Firstly, **fiscal rules do not provide an adequate framework to effectively deal with the current energy crisis.** The challenge of diversifying the energy mix with no Russian gas is an EU-wide challenge and requires a common response, as happened during the Covid-19 crisis. Rising bond yields are preventing governments from spending unlimited funds.

The sums to be mobilised may exceed the borrowing capacity of some states. A Europe-wide approach would reassure investors, as fragile states would benefit from lower risk premiums. **However, the conditions for setting up such a fund are not yet in place.** Politically, the positions of heads of states remain divergent. **A 'European solution' would eventually be necessary to avoid a crisis, later in 2023.** The 'new' fiscal rules need to provide a sufficiently binding framework provide debt sustainability reassurance. A move towards simpler (expenditure-based) fiscal rules is expected. However, the final framework will not be written in stone before mid-2023, as the Stability and Growth Pact rules are suspended until end-2023. **A new EU programme would need to compensate for the return of fiscal rules.** Finally, **EU states should wait for the end of monetary normalisation** – expected in Spring 2023 – and a significant slowdown in inflation. Otherwise, the ECB may overreact, which would be counterproductive. New debt issuance (even if it is joint debt) will only be well received by investors if the policy mix is consistent.

In summary, in our central scenario we attach a high probability to the issuance of common debt. However, preconditions will probably not be met before mid-2023. The SURE (Support to mitigate Unemployment Risks in an Emergency) programme set up in 2020 to avoid mass unemployment following pandemic lockdowns has been well received by investors. The economic results were very positive, and it could serve as a template. German leaders have already indicated that they are no longer opposed to a new EU joint-debt programme, provided it is based on loans (such as SURE) and not grants, a way of making governments fully accountable for their debt.

Allocated funds in selected Eurozone countries, 2022



Source: Amundi Institute as of 31 October 2022.

Didier Borowski

Head of Macro Policy Research, Deputy Head of Global Macroeconomics, Amundi Institute

CENTRAL BANKS IN FOCUS

Markets will watch out for any sign of a hawkish-to-dovish shift

Developed market central banks have hiked rates aggressively in 2022 to tame inflation pressures, but they are unlikely to keep this pace going in 2023.

The **US Fed** hiked its Fed Funds rates to 3.75-4.00% but does not want markets to interpret a slower pace of rate hikes going forward as a dovish pivot, in order to make sure that financial conditions do not ease further (positive market reaction to October CPI data is a case in point). In light of the resilience of the US economy, the inflation persistence and the Fed's willingness to go into highly restrictive territory, we see a **high probability of official rates rising to a terminal policy rate of 5.25%, slightly above what the market is currently pricing in.**

How Fed hikes affect the US economy will hinge critically on the terminal rate level. We compare the current level priced in by the market (4.75/5%) against a 6.00% terminal rate scenario. The economic implications for the stress-level scenario are: a longer-than-expected US recession, a higher unemployment rate (above 5% in 2024) which will bring inflation back to 2% in 2024. Regarding financial conditions, we foresee a stronger dollar, higher rates and a continuation of the equity bear market, coupled with higher stress at a corporate level.

The **ECB** hiked rates as well, with its deposit rate raised to 2.00% in late October. At this meeting, the ECB's forward guidance sounded dovish, suggesting a less aggressive path ahead. It highlighted how "substantial progress in withdrawing monetary policy accommodation" has been achieved and that lagged effects from monetary policy

tightening will be considered too. Consequently, we have cut our terminal rate from 2.75% to 2.50%.

The message on potential QT was dovish as well, as the topic was not discussed at the October meeting. PEPP reinvestments should remain flexible up to end-2024. Over the next few quarters, the ECB balance sheet will shrink thanks to TLTRO repayment and scheduled maturities.

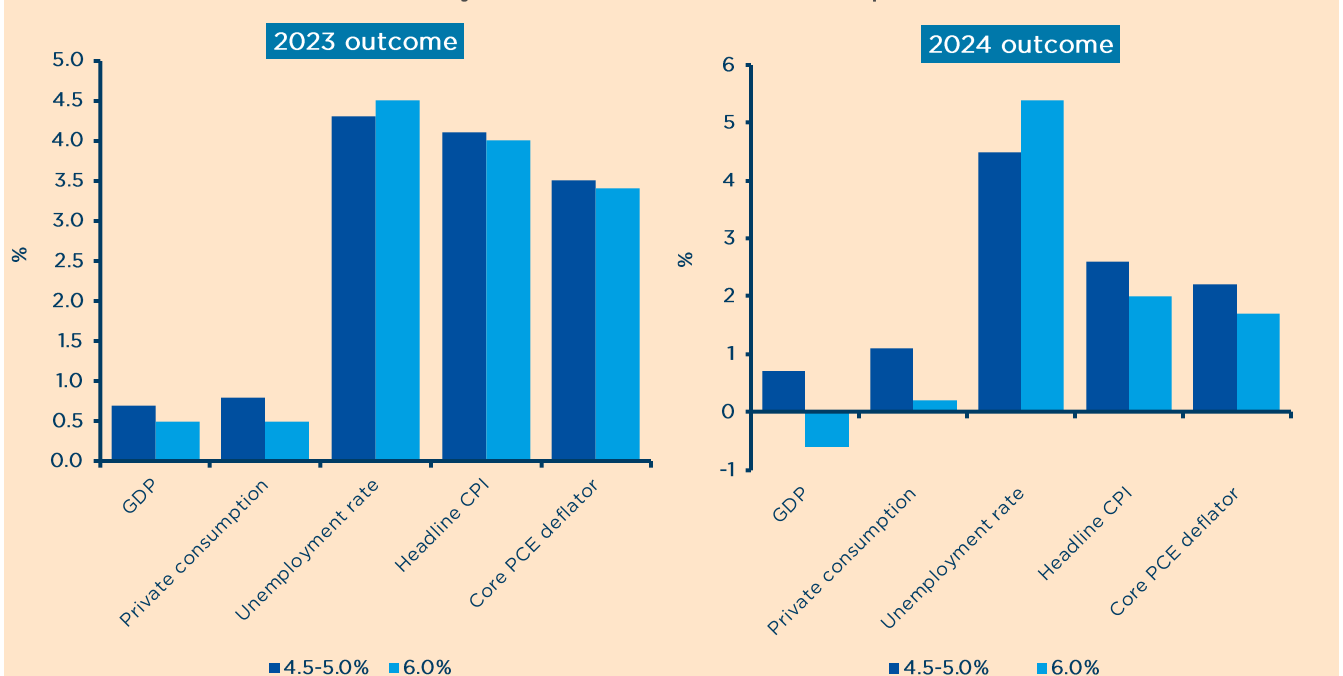
The **BoE** also hiked rates aggressively, reaching 3.00% in October, along with some dovish communication. Its forward guidance acknowledged the need to tighten more, but less than the level implied by markets. We expect rates to peak at 4.50%.

Moving to Japan, the dollar-yen exchange rate weakened to 150, a 32-year low, prompting the Ministry of Finance to intervene on the FX market to slow such depreciation. Meanwhile, the **Bank of Japan (BoJ)** had to protect its yield-control targets by offering emergency Japanese Government Bonds (JGB) purchases.

The unprecedented dollar strength and monetary policy gap are exerting upward pressure on JGB yields, as a weaker yen feeds into stronger imported inflation, driving markets to bet that the BoJ will eventually follow up with tightening.

We do not expect any change in the foreseeable future, as the BoJ appears ready to buy time, waiting for US rates to peak.

US Fed Funds terminal rate will likely define the extent of economic pain



Source: Amundi Institute. Data is as of 24 October 2022. In both scenarios, once reached the peak in March 2023, the terminal rate is left on hold with no pivot.

CHINA'S ECONOMIC CHALLENGES

2023 outlook hinges more on reopening than on housing

Reopening: patience is a virtue

One of the main unsolved puzzles for markets in 2023 will be when will China reopen its economy, as this matters on multiple levels, for China's own growth, for regional trade, and for global inflation. Over the past two years, hopes and disappointments have come and gone and market bets have become more and more reliant on the reopening outcome. The frustrating process itself reflects the unpredictable nature of the reopening question. Predictions on the street are highly speculative. We have a low conviction on various forecasts surrounding the zero-Covid-19 exit roadmap, which the Chinese government says does not exist.

Political willingness is as much – if not more – relevant than the ramping-up of domestic treatments or booster shots for the elderly. As Xi said himself, China puts its people and their lives above everything else. This is a high bar to reach, considering existing medical resources and the virus' rapid evolution.

Most argue that the vaccination rate is a precondition for reopening, but we caution whether a high vaccination rate will be enough. Taking Singapore as an example, 92% of the population has completed a two-dose vaccine regimen and 79% received booster shots. Still, 0.24% of the fully vaccinated with booster required oxygen supplementation in general wards, in intensive-care units (ICU), or died.

This translates into at least 3.1mn ICU beds or wards with ventilators in China's case. The number could easily jump to over 10mn considering the difference in vaccine efficacy. However, China only has an estimated 60,000 ICU beds. Even it can increase the number of beds significantly, there will not be enough ICU nurses and doctors, who take a few years to train.

Even after China successfully boosts vaccinations for the elderly or starts importing Western mRNA vaccines, we need to be cautious, as a scenario featuring a significant amount of deaths or strained hospitals is likely to stay. It appears to us that it is not the death rate, but the death toll that matters in the minds of China's top leaders. This will have to change in future policy calculations, otherwise China is likely to end up on a mission impossible.

In 2023, the zero Covid-19 doctrine is likely to stay. The 'dynamic clearing' or 'dynamic zero-Covid-19' is set as a guiding principal for Covid-19 prevention and control, which is unlikely to change before China can declare victory against Covid-19. That victory could be when the WHO announces the end of the pandemic.

Despite the ongoing 'dynamic clearing' goal, we could see adjustments at the execution level. We expect this to be a baseline scenario, i.e., disruptions without paralysing the whole economy. This assumption underpins our growth forecast for China.

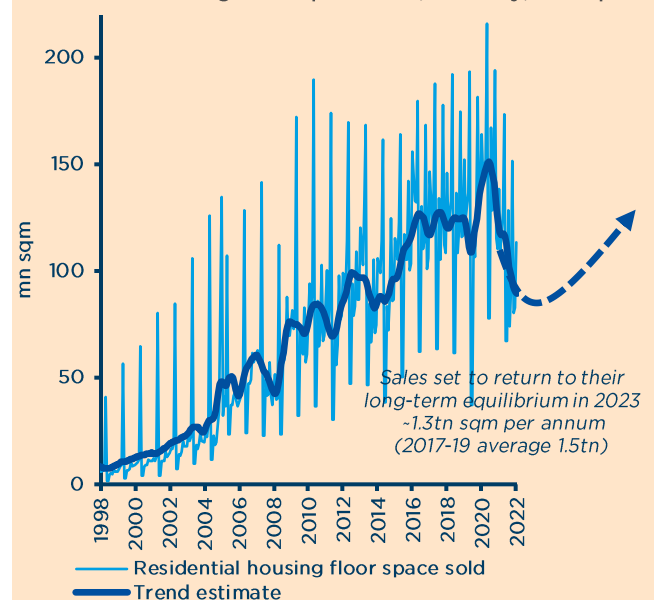
The pace of recovery is not great and much lower than pre-Covid-19 levels, but a recession can be avoided.

Housing: nearly out of woods

The housing market is another major concern for investors. From the peak in Q4 2020 to Q3 2022, new home sales volume fell 40%, wiping out all growth from the previous five years. The monthly sales volume dropped back to mid-2015 levels and government entities continued to step up their easing efforts. In a year, mortgage rates declined by 162bp and 109bp, respectively, to 4.1% and 4.9%, for first and second home buyers. Now it takes on average 25 days for an individual to gain a mortgage approval. Local purchase restrictions have been relaxed to cyclical lows.

Signs of stabilisation are emerging. The Q3 PBoC survey shows that the share of households planning to buy homes increased for the first time since mid-2021. New home sales volume, after seasonal adjustments, increased for the second consecutive month in September. Our trend estimate indicates that the fall has slowed significantly. Meanwhile, high-frequency October data suggests the housing market has become more resilient to lockdown shocks, thanks to the continuous easing efforts from PBoC and the Ministry of Finance. This evidence points to a **stabilisation of housing sales at end-2022. Hence, we hold the view that housing sales are near their cyclical bottom.** The transmission of housing policy easing has improved. In 2023, we expect housing sales to register a small gain and become less of a drag on GDP growth. Having said that, at a more structural level, a down-sized housing market will not resume being the effective (if not efficient) growth engine it used to be in the past.

Residential housing floor space sold, monthly, mn sqm



Source: Amundi Institute, CEIC as of 31 October 2022. sqm: square meters.

Claire Huang
Senior EM Macro Strategist, Amundi Institute

INFLATION IN PORTFOLIO CONSTRUCTION

How the “inflation-parity” approach could benefit investors

For decades investors have not focused on aspects related to inflation, as this was not on their radar. Unfortunately, 2022 put this topic back in the spotlight and we believe this will remain relevant in 2023 despite the expected slowdown in inflation.

There are four key themes that investors should consider when assessing the impact of inflation dynamics on portfolio construction:

1. **Inflation is more persistent and unpredictable than growth:** inflation dynamics are less regular than growth ones, with swings and shifts proving more persistent;
2. **Inflation is multi-faceted:** different forces can generate inflation and, by nature, they can have different impacts in terms of persistency in the swings, preventing linear mean reversion.
3. **Inflation is driven by both endogenous and exogenous forces,** meaning that some are originated internally in the economic system, while others are external, e.g., due to a shock (positive or negative) in the economic system.
4. **Central banks are more effective in addressing endogenous forces and less effective in absorbing external shocks;** often, rather than absorbing shocks, they tend to exacerbate and amplify them in the economic system.

There are four important inflation sources to consider: cyclical (demand driven), services, energy and food. They originate from different factors and respond to different forces. Some reflect economic demand recovery (cyclical), others often lead to a recession (e.g., services) due to aggressive CB response, while others (e.g., food and energy) may end up in stagflation. Not surprisingly, different inflation sources and CB responses also result in different asset class behaviour, due to varying sensitivity to these four inflationary sources.

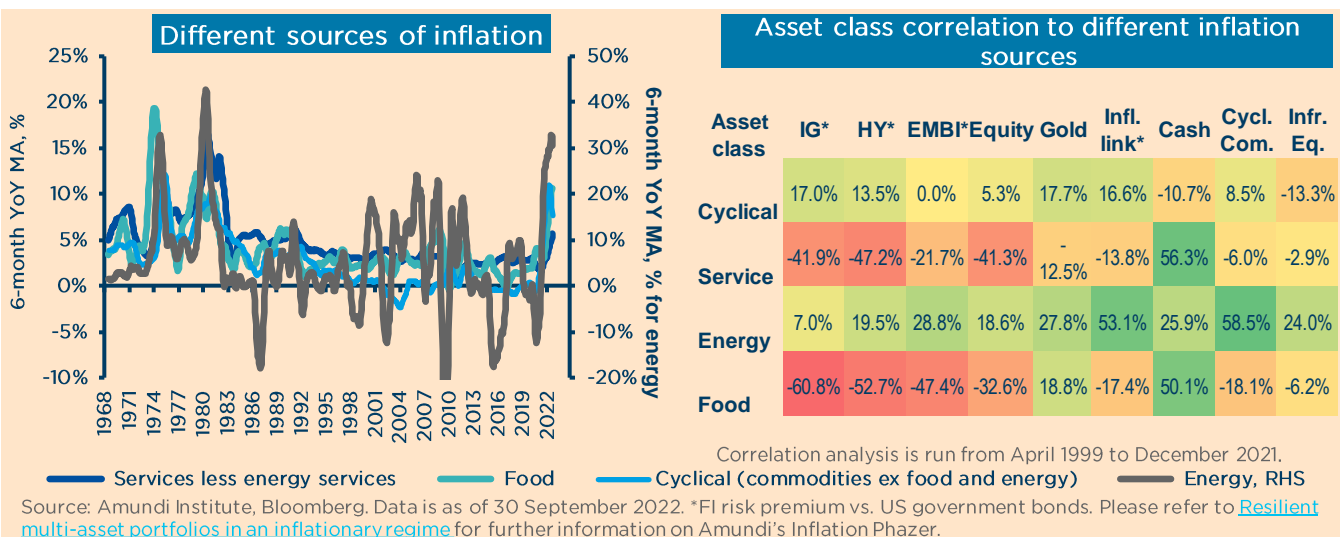
As such, the ‘inflation parity’ concept allows these differences in the asset allocation to be factored in.

In 2022, returns gyrations in several market segments (e.g., sectors) occurred when inflation pressures shifted from cyclical to services and labour. Services inflation forced CB to act aggressively, generating a less market friendly environment, where risky assets suffered significantly and traditional safe havens did not work properly. As we expect services and other persistent inflation components to persist in 2023, a more balanced and diversified portfolio should be among the primary focuses of 2023 asset allocation. The inflation parity concept principles are:

1. A **thematic asset allocation** based on asset class correlations to all inflation sources.
2. The allocation gives the **same importance to the four inflation sources** (parity concept) balancing the traditional cyclical tilt with less growth-friendly ones such as services, food and energy. This results in a less concentrated allocation that helps mitigate macroeconomic risks.
3. **Sensitivities to inflation sources are dispersed within asset classes and, specifically in equities,** at a sector level (as some of them are directly impacted, including energy, staples and materials), at the regional level (given different sector composition), and at the factor level (e.g., preference for value in demand inflation and for quality in less-market friendly environments due to its pricing power capacity).
4. **Infrastructure – and real assets in general – are good inflation diversifiers** as they exhibit stable correlation dynamics amid rising inflation.
5. In inflationary times, **calibrating weights according to an equal-weight approach based around assets’ correlation to the various inflation sources** can help generate extra performance.

Lorenzo Portelli

Head of Cross Asset Strategy, Amundi Institute



ASSET CLASS VIEWS

	Asset class	Current stance	Outlook for H1 2023	
EQUITY PLATFORM	United States	=/+	=/+	Stable
	US value	+	+	Stable
	US growth	-	-/=	Improving
	Europe	-	=/+	Improving
	Japan	=	=	Stable
	China	=	=/+	Improving
	Emerging markets ex-China	=	=/+	Improving
FIXED INCOME PLATFORM	US govies	=/+	+	Improving
	US IG corporate	=/+	+	Improving
	US HY corporate	-	-/=	Improving
	European govies (core)	=	=/+	Improving
	European govies (peripherals)	-/=	=/+	Improving
	Euro IG corporate	=	=/+	Improving
	Euro HY corporate	-	-/=	Improving
	China govies	=/+	=/+	Stable
	EM bonds HC	=/+	+	Improving
	EM bonds LC	=	=/+	Improving
	Commodities	=/+	=/+	Stable
OTHER	Currencies (USD vs. G10)	+	=	Deteriorating

Source: Amundi as of 16 November 2022.

-- - = + ++
Negative Neutral Positive

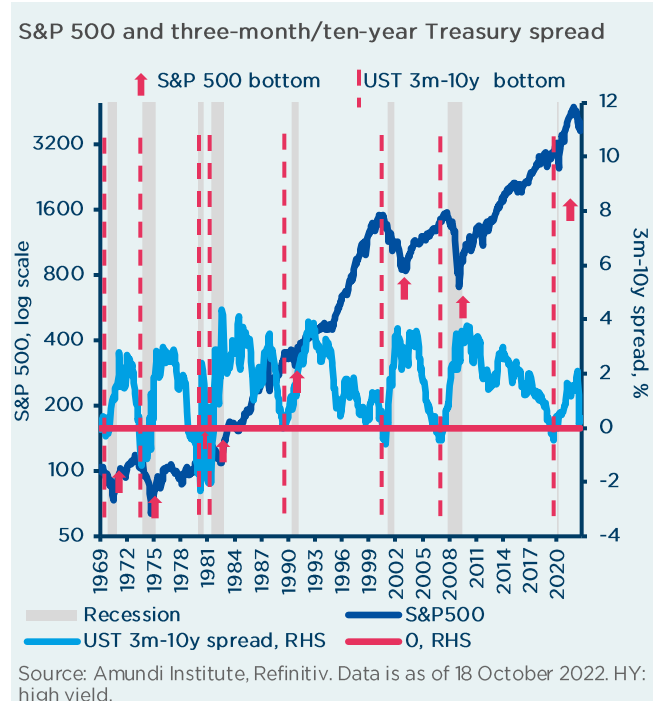
DEVELOPED MARKET EQUITIES

Cautious stance confirmed; bottom might materialise in mid-2023

2022 has been a bear-market year, mainly driven by a sharp fall in price-earnings (PE) ratios. Earnings downgrades eventually started, mainly driven by margin compression. As such, **caution is still needed, but a bottom in 2023 should lead to a radical reversal of positions.** Two conditions are needed: primarily, the Fed has to shift its focus from too much inflation to not enough growth; equities cyclically bottom out during bull steepening, not flattening. Secondly, the process of earnings revisions has to be more advanced. Often, it leads to a volatility spike of HY spreads and outflows.

On regions, the shift to profit downgrades makes the case for the United States over Eurozone for now but non-US equity is expected to outperform later in the recovery stage. **On styles,** quality value is a core position, but should eventually leave the floor to deep value. High dividends and low volatility are complementary but will have to be replaced by small caps and high beta later on. **On sectors,** defensives should continue to outperform a while but, looking into granularity, some quality cyclicals are already worth considering.

- **Market triggers:** rising rates and profit downgrades.
- **To watch:** credible Fed pivot, volatility spike.
- **Risks:** geopolitics, deeper- and longer-than-anticipated recession.



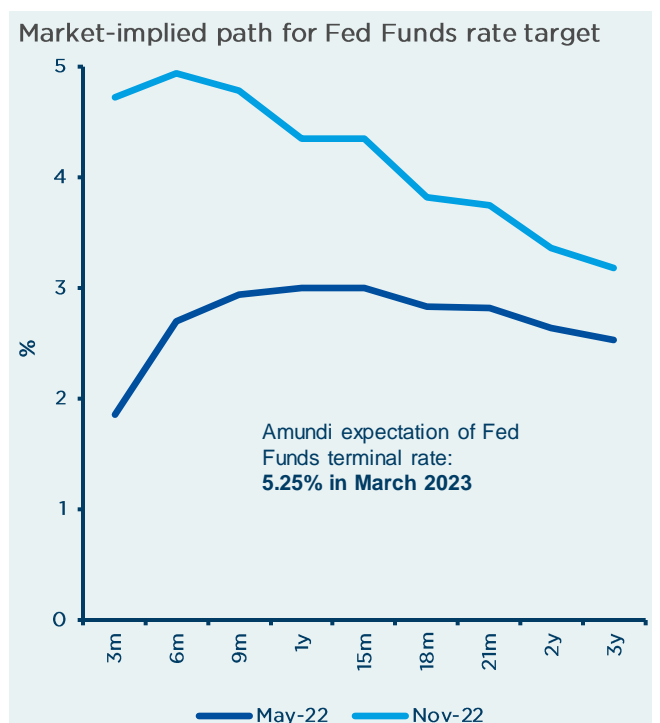
DEVELOPED MARKET FIXED INCOME

CB to set the course for credibility, anchoring inflation expectations

In a deteriorating growth environment, CB will move away from peak monetary synchronisation. The trade-off between inflation and financial stability will increase. However, CB will only be credible when implementing dovish surprises if inflation rates progress satisfactorily towards targets. Otherwise, a more accommodative tone is likely to be accompanied by increased pressure on currencies and inflation expectations. We expect the **Fed to pause at 5.25% in March 2023**, supported by core inflation being on a downward trend and by cooling labour market conditions. Risks remain for an upward revision of terminal rates given the resilience of the US economy and the persistence of inflation. The Fed dovish pivot will reduce pressure on other G10 CB. However, **persistent inflation driven by energy prices will remain a key determinant.**

In the coming months, the short end of the US yield curve should remain under pressure. At some point in 2023, the deterioration in growth prospects will put downward pressure on long-term rates. In the **Eurozone**, the impact of the new supply of government debt should be monitored closely. We expect credit spreads to widen and default rates to rise moderately. **We favour IG over HY** with no main regional relative preferences.

- **Market triggers:** inflation peak, Fed pivot, European fiscal policy.
- **To watch:** inflation, labour market, energy prices.
- **Risks:** US recession, persistent energy crisis in Europe.



EMERGING MARKETS

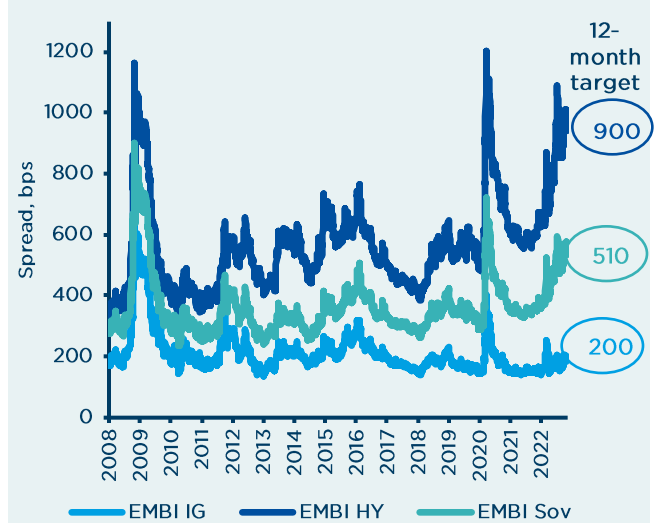
Stabilising global conditions will likely improve sentiment in EM assets

As we head into 2023, the EM domestic macroeconomic backdrop is expected to show subdued growth – even recession in several cases – and relatively high, albeit moderating, headline inflation. Such a scenario, which is unfavourable for risky assets, will join forces with tightening global financial conditions, triggering a late-cycle bear market, with widening EM spreads and likely higher EM local bond yields in the very short term.

The aforementioned gloomy backdrop should result in already stretched sovereign balance sheets sinking under the weight of poor negotiation outcomes between sovereign debtors and their main creditors (the Common Framework is barely proceeding). The pandemic, the energy and food price shocks, and rising interest rates have pushed many countries onto an unsustainable debt path, especially low-income countries. The EMBI diversified spread has widened to levels not seen since the 2008 Great Financial Crisis (GFC) and the 2020 Covid-19 crisis. Geopolitical tensions have been showing up in high market volatility and are adding to risk premium. Against this backdrop, IG spreads have widened much less than HY ones. For 2023, **we foresee narrowing EMBI spreads** (by some 50bp), **driven mostly by the HY segment on the back of a favourable EM-DM GDP growth gap** (for the former) and **stabilising financial conditions thanks to moderating inflation**.

Over the course of 2023, EM LC bonds (GBI) should benefit from falling yields, resulting in a positive total-return performance. GBI yields have surprised to the upside for most of 2022 and still, in the very short term, the adverse backdrop is not fully priced in or could unveil further adverse surprises (e.g., GEM monetary policy tightening not over yet, US yields rising further, weak EM FX). However, EM inflation seems to have peaked in late 2022 (in GBI-weighted terms) and real yields have been bottoming out. As such, **over a three-to-six-month horizon, nominal yields should be lower. A more cautious stance is warranted on EM Asian rates**, where CB started hiking later and will finish later and FX reserves positioning has worsened due to dollar strength and rising US rates. In areas where the monetary policy cycle is more mature, inflation should decline earlier and more persistently and brighter growth conditions should return in H2 2023. Here, we have moderately positive views on EMEA and Latam. **EM currencies appear undervalued** and should provide a slightly positive contribution – in GBI-weighted terms – to

EM sovereign spreads: possible tightening ahead with the Fed pivot



Source: Amundi Institute, Bloomberg. Data is as of 4 November 2022. Russia has been excluded from all of JPMorgan's fixed income indices on March 31, rebalancing all indices. EM: emerging markets. CEEMEA: Central Eastern Europe, Middle East, and Africa.

the asset class's total return, especially commodity currencies, even though volatility should remain elevated. Overall in 2023, **equity returns are expected to be marginally positive**. In the short term, the macro financial backdrop suggests a preference for quality and profitability, mainly Latam and quality in EM Asia, such as Indonesia. As we move into the second half of 2023, we expect equity performance to improve – though below its historical average – suggesting a shift in valuation styles (EMEA and EM Asia, focus on themes and countries linked to technology, such as Korea). Following the strong recovery in YoY earnings growth experienced in H1 2022, YoY earnings are now slightly negative. **We expect GEM earnings to recover in 2023, mostly in the second half of the year**. Such a move should be driven by EM Asia, which is less affected by any base effects.

- **Market triggers:** global economic and profit slowdown.
- **To watch:** inflation peak (Latam first) and next Fed pivot.
- **Risks:** geopolitics and policy mistakes leading to a recession.

Key EM convictions

- » Challenging macro-financial backdrop should evolve gradually into a more constructive environment.
- » The geopolitical backdrop is heightening fragmentation; different alliances to watch.
- » Caution in the short term. Constructive on HC even though we see less upside than previously expected (watch for catalysts of liquidity withdrawal exacerbating distressed situations, not systemic ones).
- » Stabilising global macro-financial backdrop should put EM asset classes under the spotlight. On local currency duration, some Latam and CEEMEA countries still offer attractive valuations. EM equity and FX allocation to increase on a more favourable backdrop. Equity valuations more attractive than FX.

ESG THEMES FOR 2023

1 Top-down view from macro / geopolitical / regulation



From a top-down standpoint, key themes are:

- **Energy transition** (reinforced after the crisis), with opportunities in both equities and green bonds.
- **Food security** across asset classes;
- **Infrastructure** in focus to support the energy transition and the geopolitical re-shoring trend.

2 Cyclical view and its ESG impact



- A decelerating economy with high inflation tends to favour ESG with a **best-in-class approach**, to avoid the exclusion of sectors that could benefit from inflation.
- **Social themes** may be back in focus, as the deteriorating labour market and ongoing high inflation will call for more attention towards social well-being.

3 Deep dive into key E, S and G subthemes



- **Search for improvement** in E, S and G; look for key material factors on the E, S, and G pillars within each sector, where improvements could lead to value repricing.

4 Net zero impact



- Commitment towards **net zero will be crucial** in 2023, as investors will need to accelerate this effort.

DEVELOPED MARKETS CURRENCIES

USD: from a lack of positive catalysts to excessive valuation

The USD is becoming vulnerable to pullbacks, as it is expensive compared to historical standards and the Fed's tightening cycle is entering its mature stage. Yet, with inflation remaining the Fed's top priority and the economic slowdown possibly extending globally, things may get worse before improving. The greenback is the only high-yielding currency with safe-haven features and, given the structural shocks elsewhere (Eurozone, United Kingdom, and Japan), **we see no credible catalysts for a proper mean reversion towards fair valuation.**

With no sharp fall in US inflation, we expect the USD to prove strong in the short run and see inflection points around the end of the Fed's tightening cycle. The Fed will be key in defining relative winners and losers. With no credible pivot expected in 2023, JPY and CHF could be safe spots to start reducing USD exposure, while riskier positions may come through at a later stage. Yet financial instability can quickly turn into a dominant market mover, given the thin level of USD reserves across international players. Any attempt by the Fed or the US Treasury to mitigate the burden (by pumping liquidity into the system) would be a clear-cut trigger for a broader USD sell-off.

- **Market triggers:** global economic slowdown, tightening Fed.
- **To watch:** inflation and global growth dynamics.
- **Risks:** financial instability, inconsistent policy mix, geopolitical tensions.

G10 FX valuations

Exchange rates	Current valuat. vs. fair value	Policy rate forecast	Sensitivity to lower growth	Terms of trade improv.	Reaction to credible Fed pivot
NOK					
AUD					
CAD					
USD					
NZD					
CHF					
GBP					
SEK					
EUR					
JPY					

Source: Amundi Institute as of 7 November 2022. For illustrative purposes only on historical currency response to selected factors. Dark green/red reflect high positive/negative sensitivity to the related factors and/or under/overvaluation. Light green/red reflect limited positive/negative reaction and/or under/ overvaluation.

EMERGING MARKETS CURRENCIES

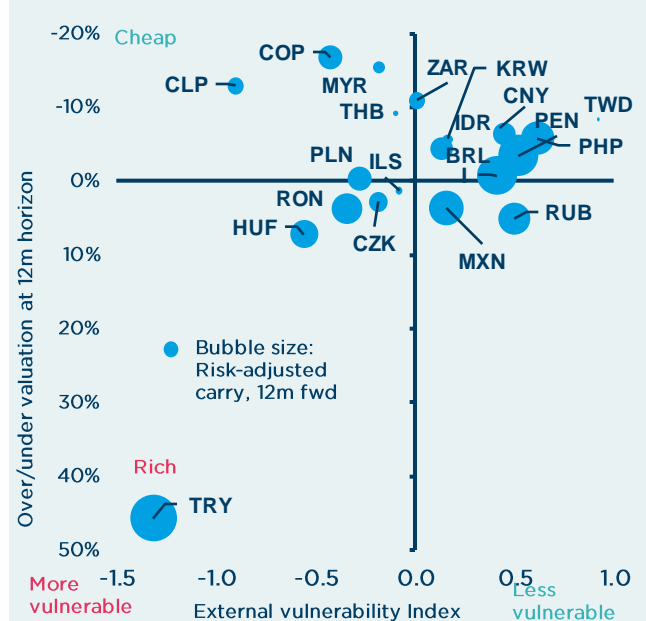
EM central banks are in no rush to ease

Acting as the most powerful shock absorber across EM asset classes, EM FX have been showing oversold signals. With the USD expected to depreciate mildly and based on attractive valuations, **the outlook is supportive for the asset class in 2023.** Moderating inflation accompanied by a prudent monetary policy shift (starting with the most mature hiking cycles) will result in neutral / positive real rates, which are more appealing than the extremely negative levels seen in the recent past. On the other hand, a premature shift in the EM CB stance (vis-a-vis inflation and the Fed) could trigger some underperformance due to existing vulnerabilities, as highlighted by twin-deficit positions.

While we do expect volatility to be high, **supportive elements can translate into positive performance for the most undervalued currencies, starting with Latam,** when the leading tightening cycle will finally result in slowing inflation. Investors should closely monitor the pace of easing on the back of moderating inflation in order to avoid ending up in real rates which may turn out to be less attractive than expected.

- **Market triggers:** global economic and profit recession.
- **To watch:** inflation peak and next Fed pivot.
- **Risks:** geopolitics and policy mistakes leading to a recession.

EM FX outlook



Source: Amundi Institute. Data is as of 2 November 2022.

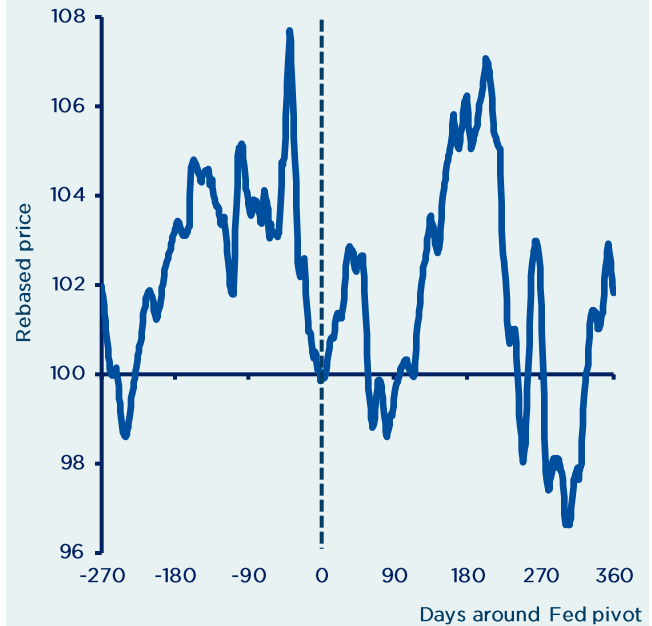
COMMODITIES

Tight oil markets, gold mean reversion

While oil prices may remain capped by slowing growth in early 2023, **supply issues could return to the fore**. Tight OPEC+ production and spare capacity, the EU ban on Russian crude, low oil stocks and rebuilding US strategic reserves could lead to supply scarcity. **Brent prices could trade around \$95/barrell on average, with upside risks in late-2023**. Given US producers' improving financial health, US output could matter again. Refiled storage and EU solidarity efforts suggest hard **gas** rationing will not be necessary this winter. Yet, with no quick fixes to replace lost Russian supply, curbing demand will be required, keeping gas prices high until late 2023 (€100-150Mwh on average). **Base metals could be pressured in H1**, due to their cyclical nature. **In H2, a moderating dollar and rising production costs could help a rally**. Longer-run prospects remain promising. Supply may struggle to meet demand from the energy transition, which could accelerate in the EU. When nearing the Fed pivot, focus should turn on slowing growth. **Gold would be in demand, with valuation and positioning providing attractive entry points.**

- **Market triggers:** investors looking through the recession.
- **To watch:** rate peak, core inflation trends.
- **Risks:** Chinese property markets, US oil production up.

Gold around the Fed pivots



Source: Amundi Institute, Comex. Data is as of 2 November 2022. Data starts from 1 January 1967 and is rebased to 100. Gold price is rebased to 100=Fed pivot dates since 1965.

HEDGE FUNDS

Intensifying search for alpha

Hedge funds' appeal is likely to persist in 2023. The multi-year bond bull market has likely ended, making diversification more challenging. Given their low volatility, market beta and sensitivity to duration, **hedge funds are attractive**. For 2023, the table on the right gives an overview of the outlook for different strategies. Besides, higher short-term yields provide a growing return contribution for hedge-funds, which are long cash. Rising geopolitical risks, peaking globalisation, the energy transition, ballooning sovereign debt, and ageing population would all contribute to above-par inflation, sub-par growth, shorter economic cycles, and above-par asset volatility.

Thus, amid milder traditional assets' returns, **the search for alpha would intensify**. For several years, alpha generation was eroded by a series of atypical shocks, including the trade war, Brexit, the pandemic, supply-chain disruptions, and anomalies from massive stimulus. We expect some of these hurdles to lift. Shrinking global liquidity would result in greater asset dispersion, sharper valuation discrimination, more fundamental pricing, and more room for thematic trading, which would bode well for alpha.

- **Market triggers:** continued liquidity tightening and asset valuations reset.
- **To watch:** rate peak, corporate activity.
- **Risks:** fast market rally, another 'atypical' shock.

Hedge fund strategies outlook

		-	N	+
L/S equity	Directional		●	
	Market neutral			●
Event-driven	Merger arbitrage		●	
	Special situations			●
FI arbitrage	L/S US credit		●	
	L/S EU credit		●	
	L/S EM credit			●
Global macro	Relative FI arbitrage		●	
	Discretionary			●
CTAs	Multi-strategy			●
		●		

■ 3m stance ● 6m trend

Source: Amundi Institute. Data is as of 2 November 2022.

PRIVATE MARKETS

Shields against inflation and low growth

The current environment of rising rates, decelerating global growth and ongoing sustained inflation will continue to put corporate earnings under pressure, potentially leading to further market adjustments across the board. Against this backdrop, investors should consider private markets to seek exposure to assets that appear more resilient in this phase (i.e., infrastructure), while also **starting to look for longer term opportunities with a very selective approach given the likely increased dispersion of returns within each asset class. Indeed, there is no such thing as one single private assets market.**

Infrastructure investment can provide a shield as well as enhance portfolio diversification. Strong volume growth, as well as stable pricing is very evident, while there are several growth trends that will support this area of investing in the year ahead and beyond. For instance, **decarbonisation** is a key focus of governments, but private capital is needed to complement public funding. Massive new investments are required, not only in building solar plants and wind farms, but in the digitalisation of networks as they adapt to new types of power generation. Furthermore, for EU leaders to achieve **energy independence from Russia and fossil fuels**, substantial new infrastructure investment will be required. The **deconsolidation of assets** by corporates and governments is also a key growth driver. As soon as such an asset enters the market, value can be created through strategies such as management optimisation or contract renegotiation. Turning to **inflation**, infrastructure exposure can protect against it by generating indexed cash flows: for example, long-term contracts awarded by regulators to toll road operators often contain clauses for adjusting tolls, so as to link the company's revenue to inflation. In addition, for some companies a link with energy prices can provide a shield, as those prices are a large component of inflation.

With regard to **private debt**, this asset class has experienced some repricing, as spreads have widened, but it also continues to benefit from fundamentals remaining strong. Currently, the private debt market's liquidity premium is low compared to listed corporate debt, but we are very confident that it will increase again. When there has been a large move in the listed market, as we have seen recently, it takes times for private debt valuation levels to adjust. Overall, current valuations offer an attractive entry point for investors with medium to long-term investment horizons. Furthermore, private debt is typically structured around floating-rate notes, offering protection against rising rates and inflation. As interest rates rise, the corporate debt burden can be heavy, but direct lending funds often request corporates to hedge their interest rate risk. Looking ahead, these funds should benefit from strong bargaining power in negotiating lending contracts, as bank-financing remains constrained. In fact, banks are less active in the lending space, due to a notable amount of leveraged loans on their balance sheets that have declined in value, making the banks reluctant to sell them.

The lower lending activity from banks also affects the **private equity** space where transaction volumes and pricing are slowing, a trend that we expect will continue for some time. In fact, the slowdown is mainly due to the difficulty in finding financing from banks. Despite this, sectors such as healthcare and technology have trading levels only marginally lower than those that existed before the crisis. These companies are experiencing strong growth trends and usually protect from higher inflation due to pricing power. Despite declining prices and a lack of trading across many sectors, we believe that over the next five years – the typical investment period of a private equity fund – private equity markets will start to offer some selective entry points for investors with an appropriate time horizon.

Real estate, another good diversifier within a portfolio, should profit from both indexed rents and resilience in the demand for the best buildings in terms of location and energy performance. However, globally this benefit may not be sufficient to offset the impact of expected yield increases, at least in the first months of 2023. For new investments in existing buildings, revised valuations nevertheless create opportunities.

To summarise, the buy-and-hold nature of investing in these asset classes, and their ability to absorb or pass on cost increases means that they can provide protection against inflation and low growth. Furthermore, they offer opportunities to find yield and access returns, although selectively. We believe they will play an increasingly important role for investors who are looking for attractive real returns.

Real assets outlook for 2023 and beyond

	Infrastruc.	Private equity	Private debt	Real estate
Outlook for 2023	++	-/=	+	-/=
Entry opportunities over the next five years	=	+	+	+
Potential for inflation protection	++	=	++	+
Diversification benefit	+++	+	+	++

Source: Amundi Real Assets qualitative assessment as of 8 November 2022. Infrastruc. = Infrastructure. For illustrative purposes only, on a scale ranging from --- to +++.

MACROECONOMIC FORECASTS

Macroeconomic forecasts as of 3 November 2022

Annual averages, %	Real GDP growth, YoY, %			Inflation (CPI, YoY, %)		
	2022	2023	2024	2022	2023	2024
United States	1.9	0.8	0.6	8.1	4.1	2.3
Japan	1.6	0.5	1.2	2.3	1.3	0.4
Eurozone	3.2	-0.7	1.1	8.7	7.5	3.2
Germany	1.7	-0.7	1.1	9.0	7.6	3.1
France	2.5	0.0	1.0	6.1	5.3	3.0
Italy	3.7	-0.4	0.8	8.9	8.1	3.2
Spain	4.5	0.3	1.3	8.6	4.3	3.4
United Kingdom	4.4	-0.6	1.1	9.1	7.7	3.8
Brazil	3.1	0.9	1.6	9.3	4.3	4.1
Mexico	2.6	0.7	0.6	8.0	5.8	4.2
Russia	-3.3	-1.5	2.0	13.9	7.5	4.5
China	3.2	4.5	4.3	2.1	2.3	2.1
India	7.3	5.6	6.0	6.9	6.3	6.0
Indonesia	5.3	4.8	4.7	4.3	5.0	4.1
South Africa	1.7	1.2	1.5	6.8	5.6	4.8
Turkey	5.3	3.1	4.4	73.1	53.7	24.1
Developed countries	2.6	0.3	1.0	7.6	5.1	2.5
Emerging countries	4.0	3.5	3.9	8.8	6.9	4.8
World	3.4	2.2	2.7	8.3	6.2	3.9

Central bank official rates forecasts, %

	4 November 2022	Amundi +6m.	Consensus +6m.	Amundi +12m	Consensus +12m.
United States*	4.00	5.00	5.10	5.25	5.00
Eurozone**	1.50	2.50	2.80	2.50	3.00
Japan	-0.10	-0.10	0.02	-0.10	0.09
United Kingdom	3.00	4.50	4.50	4.75	4.70
China***	3.65	3.65	3.65	3.65	3.65
India	5.90	6.15	6.20	6.15	6.15
Brazil	13.75	12.25	13.10	10.00	10.80
Russia	7.50	7.00	7.00	6.50	6.75

Source: Amundi Institute. Forecasts are as of 3 November 2022. CPI: consumer price index. *: Upper Fed Funds target range. **: Deposit rate. ***: One-year loan prime rate.

FINANCIAL MARKET FORECASTS

Bond yields

Two-year bond yield forecasts, %

	11 November 2022	Amundi +6m.	Forward +6m.	Amundi +12m.	Forward +12m.
United States	4.42	4.50/4.70	4.71	4.30/4.50	4.57
Germany	2.09	1.80/2.00	2.11	1.80/2.00	1.69
Japan	-0.06	-0.10/0.00	-0.01	-0.10/0.00	0.01
United Kingdom	3.02	3.90/4.10	3.03	3.90/4.10	3.39

Ten-year bond yield forecasts, %

	11 November 2022	Amundi +6m.	Forward +6m.	Amundi +12m.	Forward +12m.
United States	3.87	4.00/4.20	4.18	3.90/4.10	4.17
Germany	2.11	2.30/2.50	2.29	2.30/2.50	2.29
Japan	0.24	0.10/0.30	0.37	0.10/0.30	0.47
United Kingdom	3.29	3.70/3.90	3.60	3.70/3.90	3.72

Equities forecast 12m. forward

MSCI index levels at	US	Europe	EMU	UK	Japan	Pacific ex-Japan	World	World AC
11 Nov. 2022	3796	1740	239	2102	1213	1266	2674	619
Lower bound	3260	1540	200	1920	1080	1090	2320	550
Upper bound	4160	1850	260	2220	1300	1340	2910	680

Exchange rates

Exchange rates forecasts vs. USD

	11 November 2022	Amundi +6m.	Consensus +6m.	Amundi +12m.	Consensus +12m.
EUR/USD	1.03	0.96	1.01	1.04	1.04
USD/JPY	139	140	140	129	134
GBP/USD	1.18	1.10	1.13	1.17	1.18
USD/CHF	0.94	0.95	0.98	0.95	0.97
USD/NOK	9.93	10.50	9.93	9.45	9.17
USD/SEK	10.37	11.10	10.67	9.92	9.72
USD/CAD	1.33	1.38	1.35	1.30	1.32
AUD/USD	0.67	0.65	0.66	0.71	0.68
NZD/USD	0.61	0.58	0.60	0.62	0.63
USD/CNY	7.10	7.10	7.15	6.80	7.03

Exchange rates forecasts vs. EUR

	11 November 2022	Amundi +6m.	Consensus +6m.	Amundi +12m.	Consensus +12m.
EUR/USD	0.99	0.92	1.00	1.04	1.05
EUR/JPY	144	135	141	134	139
EUR/GBP	0.87	0.88	0.88	0.89	0.88
EUR/CHF	0.97	0.92	0.99	1.00	1.00
EUR/NOK	10.27	10.13	10.10	9.87	9.85
EUR/SEK	10.74	10.70	10.80	10.36	10.50
EUR/AUD	1.54	1.48	1.53	1.47	1.53
EUR/NZD	1.69	1.65	1.68	1.67	1.65
EUR/CNY	7.34	6.85	7.22	7.10	7.31

Source: Amundi Institute. Forecasts are as of 11 November 2022.

AUTHORS

Chief editors

Monica DEFEND, *Head of Amundi Institute*
 Vincent MORTIER, *Group Chief Investment Officer*
 Matteo GERMANO, *Deputy Group Chief Investment Officer*

Investment platforms leadership teams

Amaury D'ORSAY, *Head of Fixed Income*
 Kasper ELMGREEN, *Head of Equities*
 John O'TOOLE, *Head of Multi-Asset Investment Solutions*
 Francesco SANDRINI, *Head of Multi-Asset Strategies*
 Yerlan SYZDYKOV, *Head of Emerging Markets*
 Kenneth J. TAUBES, *CIO of US Investment Management*

Investment Insights & Client Division, Amundi Institute

PoI CARULLA, *Investment Insights & Client Division Specialist*
 Ujjwal DHINGRA, *Investment Insights & Client Division Specialist*
 Paula NIALI, *Investment Insights & Client Division Specialist*
 Francesca PANELLI, *Investment Insights & Client Division Specialist*
 Tristan PERRIER, *Macroeconomist & Investment Insights Specialist*

Editors, Amundi Institute

Claudia BERTINO, *Head of Investment Insights & Publishing*
 Laura FIOROT, *Head of Investment Insights & Client Division*

Research team, Amundi Institute

Valentine AINOUIZ, *CFA, Head of Global Fixed Income Strategy*
 Mickael BELLAICHE, *Fixed Income and Credit Research Strategist*
 Alessia BERARDI, *Head of Emerging Macro Strategy*
 Jean-Baptiste BERTHON, *Senior Cross Asset Strategist*
 Sergio BERTONCINI, *Senior Fixed Income Research Strategist*
 Pierre BROUSSE, *Analyst*
 Didier BOROWSKI, *Head of Macro Policy Research, Deputy Head of Global Macroeconomics*
 Federico CESARINI, *Head of DM FX*
 John COADOU, *Equity Strategist*
 Debora DELBO', *Senior EM Macro Strategist*
 Silvia DI SILVIO, *Senior Cross Asset Strategist*
 Patryk DROZDZIK, *Senior EM Macro Strategist*
 Delphine GEORGES, *Senior Fixed Income Research Strategist*
 Karine HERVE', *Senior EM Macro Strategist*
 Claire HUANG, *Senior EM Macro Strategist*
 Jung Hun KIM MOON, *CFA, Senior Cross Asset Strategist*
 Valérie LETORT, *Economist*
 Eric MIJOT, *Head of Global Equity Strategy*
 Shail NATHOO, *EM Research Analyst (V.I.E.)*
 Lorenzo PORTELLI, *Head of Cross Asset Strategy, Head of Research at Amundi Italy*
 Anna ROSENBERG, *Head of Geopolitics*
 Joao TONIATO, *Senior Equity Strategist*
 Annalisa USARDI, *CFA, Senior Economist*
 Sosi VARTANESYAN, *Senior Sovereign Analyst*

AMUNDI INSTITUTE

In an increasingly complex and changing world, investors have expressed a critical need to understand better their environment and the evolution of investment practices in order to define their asset allocation and help construct their portfolios. Situated at the heart of the global investment process, the Amundi Institute's objective is to provide thought leadership, strengthen the advice, training and daily dialogue on these subjects across all assets for all its clients – distributors, institutions and corporates. The Amundi Institute brings together Amundi's research, market strategy, investment insights and asset allocation advisory activities. Its aim is to project the views and investment recommendations of Amundi.



Important Information

The issuer of this document is Amundi Hong Kong Limited. This document is not intended as an offer or solicitation with respect to the purchase or sale of securities, including shares or units of funds. All views expressed and/or reference to companies cannot be construed as a recommendation by Amundi. Opinions and estimates may be changed without notice. To the extent permitted by applicable law, rules, codes and guidelines, Amundi and its related entities accept no liability whatsoever whether direct or indirect that may arise from the use of information contained in this document. This document is for distribution solely to persons permitted to receive it and to persons in jurisdictions who may receive it without breaching applicable legal or regulatory requirements. This document and the mentioned website have not been reviewed by the Securities and Futures Commission in Hong Kong (the "SFC"). This document is prepared for information only and does not have any regard to the specific investment objectives, financial situation and the particular needs of any specific person who may receive this document. Any person considering an investment should seek independent advice on the suitability or otherwise of the particular investment. Investors should not only base on this document alone to make investment decisions. Investment involves risk. The past performance information of the market, manager and investments and any forecasts on the economy, stock market, bond market or the economic trends of the markets are not indicative of future performance. Investment returns not denominated in HKD or USD is exposed to exchange rate fluctuations. The value of an investment may go down or up. This document is not intended for citizens or residents of the United States of America or to any «U.S. Person», as this term is defined in SEC Regulation S under the U.S. Securities Act of 1933.

Discover more at www.amundi.com.hk